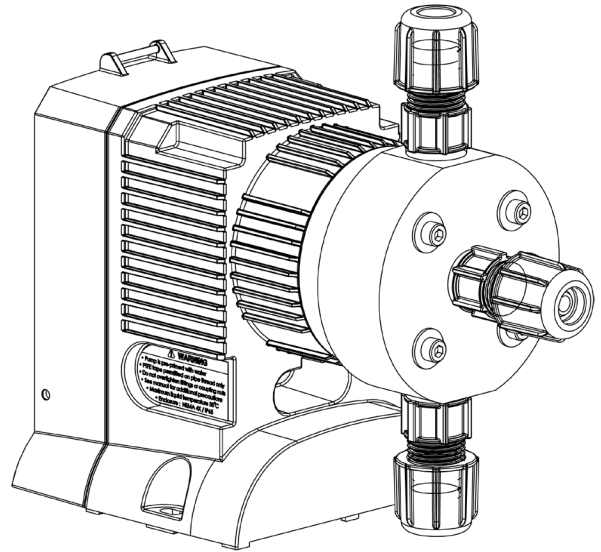


AUTOPRIME™ Liquid Ends

LMI's AUTOPRIME™ Liquid Ends allow for the constant removal of vapors and gasses inherent with Sodium Hypochlorite, Hydrogen Peroxide, and other off-gassing liquids. This advanced design keeps the pump primed automatically. With every stroke a controlled amount of the process fluid, along with any trapped vapor, is recycled back to the chemical supply. The result is trouble-free performance and accurate chemical dosing delivered to the process.



AUTOPRIME™ Liquid Ends are available on the following LMI pumps:

Series	Materials	Capacity Range			Pressure Rating	
		GPH	Gal/Day	Liters/hr	PSI	BAR
Roytronic A	PVC or Acrylic	0.001 to 0.13	0.024 to 3.1	0.005 to 0.5	150	10.3
		0.003 to 0.25	0.072 to 6.0	0.01 to 0.9	150	10.3
		0.005 to 0.55	0.12 to 13.2	0.02 to 2.1	110	7.6
		0.017 to 1.7	0.4 to 40	0.06 to 6.4	50	3.4
Series AA	PVC or Acrylic	0 to 0.42	0 to 10	0 to 1.6	150	10.3
		0 to 0.85	0 to 20	0 to 3.2	110	7.6
		0 to 1.85	0 to 45	0 to 7.0	50	3.4
Series B	PVC or Acrylic	0 to 1.25	0 to 30	0 to 4.7	150	10.3
		0 to 2.0	0 to 48	0 to 7.6	100	6.8
		0 to 3.5	0 to 84	0 to 13.2	50	3.4
Series C	PVC or Acrylic	0 to 2.0	0 to 48	0 to 7.6	150	10.3
		0 to 2.5	0 to 60	0 to 9.5	100	6.9
Roytronic P	PVC or Acrylic	0.003 to 0.13	0.072 to 3.1	0.01 to 0.5	150	10.3
		0.01 to 0.33	0.24 to 7.9	0.02 to 1.3	110	7.6
		0 to 0.42	0 to 10	0 to 1.6	150	10.3
		0 to 0.85	0 to 20	0 to 3.2	110	7.6
		0 to 1.85	0 to 45	0 to 7.0	50	3.4

Individual pump data sheets are available for each series with additional details.



201 Ivyland Road
 Ivyland, PA 18974 USA
 TEL: (215) 293-0401
 FAX: (215) 293-0445
<http://www.lmipumps.com>

Installation:

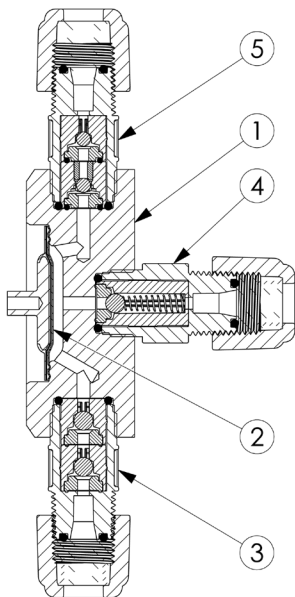
Without 4-Function Valve:

The AUTOPRIME™ liquid end is supplied complete from the factory. The AUTOPRIME™ head will work with either suction lift or flooded suction installation*. Be sure to connect as shown in the diagram to the right since connections are very different from standard liquid ends.

With 4-Function Valve

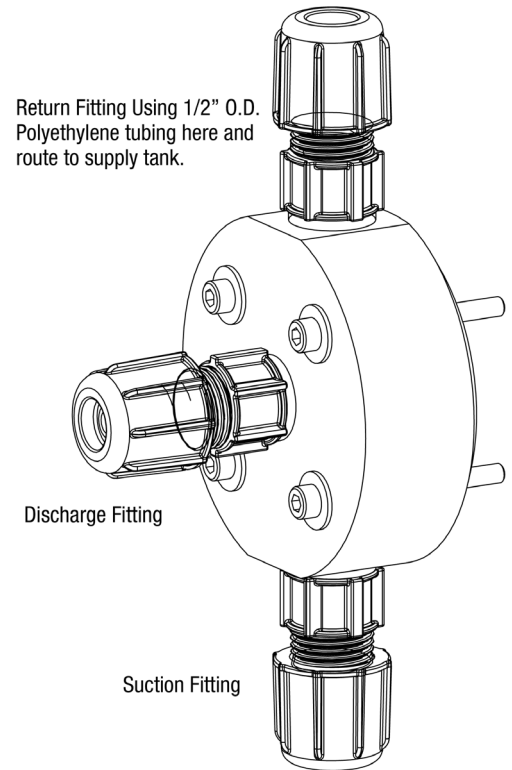
The connection for the 4-Function Valve is attached to the discharge connection (front) when shipped from the factory. Mount the 4-Function Valve per the directions on the 4-Function Valve Instruction Sheet.

Operation



The AUTOPRIME™ liquid end consists of 5 functional elements. They are the Head (1), Diaphragm (2), Suction Check Valve (3), Discharge Check Valve (4) and Autoprime Valve (5).

As the diaphragm (2) flexes backwards, chemical is pulled into the head (1) through the suction check valve (3). Any gas or air in the suction line will enter the head with the process fluid. When the diaphragm (2) is flexed forward by the pump drive, entrapped gas would normally act as a cushion and compress with each pump stroke, thus binding the pump. Instead, the AUTOPRIME™ liquid end allows the gas to rise to the top and vent through the AUTOPRIME™ valve (5). This AUTOPRIME™ valve (5) eliminates all the gas while only allowing very small amounts of process fluid to be recycled on every pump stroke. The gas is vented quickly and the pump continues to pump accurately through the discharge valve (4) to the process.



The AUTOPRIME™ valve allows the pump to prime during pump start-up, when gas or air binding is a greater risk. It also continuously vents gas that may form during normal pump operation.

* For flooded suction applications fluid level in supply should not exceed 3 feet above suction check valve.

All metering pumps with a continuous bleed function (like the AutoPrime feature) operate best when the stroke length is at its maximum. For optimal performance, use stroke speed as the primary capacity adjustment and keep stroke length at a setting greater than 50%